


Panda 
Scanner

PANDA P2

Create Maximum Value
For Every User



Brand Introduction



1



Panda Scanner is the registered brand of Freqty Technologies, a high-tech enterprise in the field of digital dental equipment. The company is committed to the R&D and manufacturing of 3D digital intraoral scanners and related software. Provide complete digital dental solutions for dental hospitals, clinics and dental laboratories.


In cooperation with Chinese Academy of Sciences, West China Hospital of Stomatology (Sichuan University), University of Electronic Science and Technology of China, Zunyi Medical College, Harbin Institute of Technology. Since the company was founded, we have aspired to be the world's best manufacturer of 3D intraoral scanner and a professional provider of digital dental workflow solutions. Precise your digital impression and grow your business!



The background of the slide features three white pens with purple caps, arranged diagonally across the frame. The pens are positioned in the upper and lower right areas, with their caps pointing towards the left. The central text is overlaid on the white paper surface.

Product Parameters

2



Smaller, Faster and More Affordable!

Overall Size

216 x 40 x 36 mm

Tips End

19.6 x 14.6 mm

Autoclavable

Field of View

18 x 16 mm

Depth of Field

20 mm

Patents

40+

Certificates

CE ISO FDA

Interface

USB3.0

Data Output

STL PLY PTY

*encrypted data available

1 - 2 min

Full Arch Scanning

3 types

Different Angle Tips

10 μ m

More Accurate

246g

Aviation Aluminum

PRODUCT INFORMATION

Acquisition Technology	Staring Scan
Camera Number	x 3
Scan Field	18x16mm
Scan Depth	20mm
Precision	5µm
Accuracy	10µm
Color	Full HD
Anti Fog System	Intelligent Heating
Full Jaw Scanning Time	1–2 min
True Color	Yes
Handpiece Enclosure	Aviation Aluminum Alloy
Handpiece Dimension	216 x 40 x 36 mm
Handpiece Weight	226g (246g with tip)
Tip Types	3types (N/M/D)
Number of Tips included	5
Autoclave Cycle for Tips	30–50 times
Calibrator	Automatic
Scanning Control	Foot Pedal
Image Transfer Interface	USB3.0
Cable Length (m)	2m
Cart Touchscreen	Optional
Power Supply Type	AC/DC Medical Power Adapter
Supply Voltage (V)	100–240V/50–60Hz
Supply Current (A)	0.7–1.5A
Storage Temperature (°C)	–10° – 55°C
Operating Temperature (°C)	15°–30°C

AFTERSALES

Standard Warranty	1 year
Extend Warranty	2–3 years available

REGULATORY (Documentation & Certification)




Certification	CFDA/CE/ISO13485/FDA/ INMETRO/ANVISA, etc
---------------	--

SOFTWARE

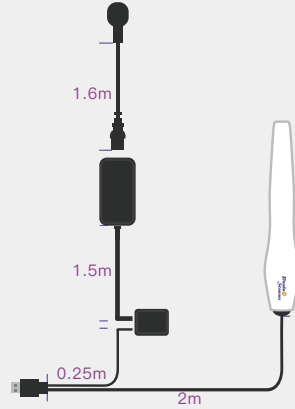
Treatment for	Orthodontics, Implant, Restoration, etc
Image Store	Yes
3D Data Preview	Yes
Output Files	STL, PLY, PTY (encrypted for user)
Cloud Service	Yes
Cloud Service Price	5GB/free
Direct Compatibility with Dental CAD	Exocad*
Main Image Processing Tools	Trim/Edit/Recover/Lock, etc.
Margin Line Drawing	Yes
Occlusal Matching	Yes
UnderCut	Yes
Data Comparing	Yes
AI Technology	Auto Tissue Remove, Overlapping Correct, etc.
Software Licence	Free
Software Upgrade	Free
API	Available
Scanning Feedback	Music

*All names, logos, brands and other trademarks featured or referred to within this brochure are the property of their respective trademark holders.


PC/Laptop IT Requirements

OS	 Windows10*64 bit
CPU	 Intel Core i7-10870H/ Intel Core i7-10875H/ Intel Core i7-11800H
GPU	 GTX1660TI/RTX2060/RTX3060
RAM	16G or 32G
ROM	recommend 512G SSD or above
Interface	USB 3.0

Cables Diagram



Box Diagram



Features



3

Product Features



AI Technology, much smarter,
improve a lot of scanning experience



3 Different tips, meet more demands
of different applications



Much smaller, very easy to operate



Clear margin line, full HD color,
high accuracy



Fast scanning speed, easy to learn
and use



Powder-free and true color scan

Application Features

● Efficient Treatment Experience

Reproduce the real state of teeth
Accurate anatomical features
3D high-definition color, visual communication
Easy and exciting treatment experience

● Accurate Shoulder Margin

Clear and easy to identify margin lines
Compatible with CAD software
Real-time accurate display
Improve the success rate of visits

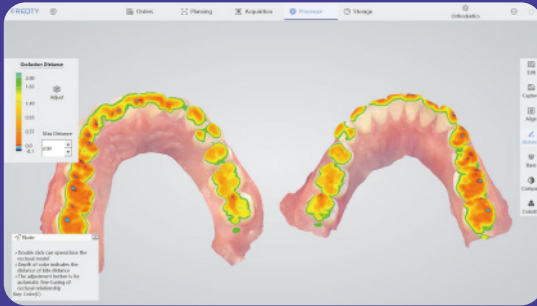
● Convenient Preparation Check

Shadow detection for better preparation
Clear occlusion registration check
Convenient tools for clinics and laboratories
Adjust and correct production in time

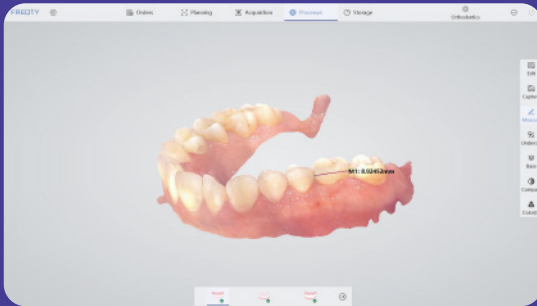
● Revolutionary Improvement *

Scanning speed improve 50%
Handpiece weight decrease 50%
Data accuracy improve 30%
Height of tips decrease 14%

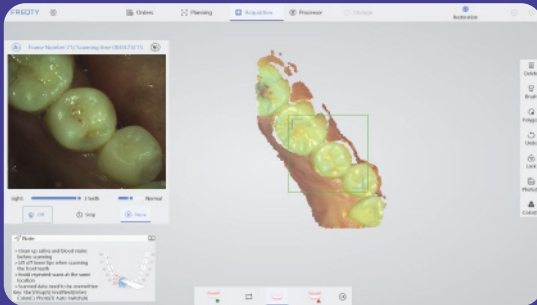
*Comparing to the P1 prototype



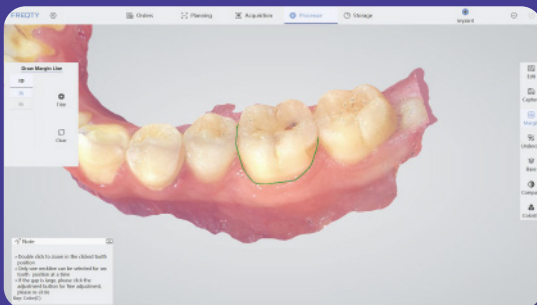
Bite Check



Teeth Measurement

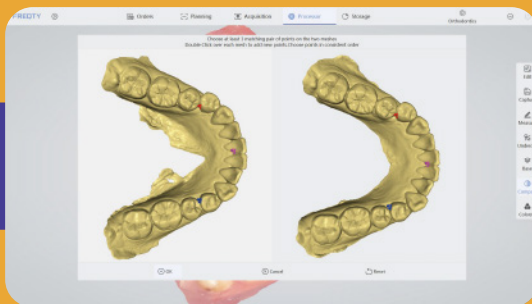


2D Images Store



Margin Line Drawing

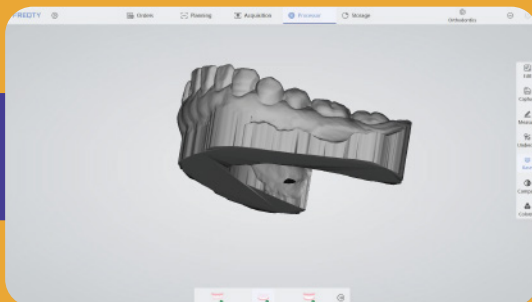
Cases Comparison



Undercut



Base Adding



Direct Export into Exocad*



*All names, logos, brands and other trademarks featured or referred to within this brochure are the property of their respective trademark holders.



User-Friendly Function

Practice Mode

Music Feedback

Enhanced Scanning Mode

Black Teeth/Yellow Teeth Mode

Images Capture

Case Import



Applications

4

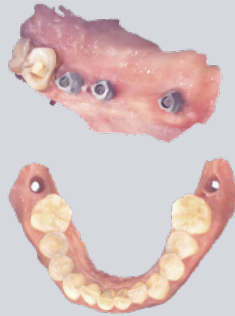
● Restoration

Accurate and clear shoulder margin brings efficient design, and high-definition color images help dentists effectively distinguish between gingiva and teeth. One visit, immediate restoration.



● Implant

Fast scanning with a large field of view, easily capture 3mm data of cuff, and accurately scan of metal path pin. No need to do repeat impression and improve patient's treatment experience.



● Orthodontics

High accuracy of the full dentition, restore the real state of full arch. Get orthodontic treatment quickly, and save time for more patients.



Customer Assistance



Hailey - Europe



+86-17312578165

hailey@panda-scanner.com

Heby - Asia Pacific



+86-18115573628

heby@panda-scanner.com



Valerie - North America



+86-18020280738

valerie@panda-scanner.com

Ansel - South America



+86-18112770658

ansel@panda-scanner.com



Henry - Middle East



+86-18015505278

henry@panda-scanner.com

Cheryl - Africa



+86-18015496028

Cheryl@panda-scanner.com





PANDA SCANNER

Intraoral Scanner

Chengdu | Suzhou | Ningbo

www.panda-scanner.com(Global) | www.freqty.com(Chinese)

info@panda-scanner.com | market@freqty.com

Add 1: 5th Floor, Building 6, Zhaoxin International, 86 Wuxing Road, Wuhou District, Chengdu city, Sichuan Province, China

Tel : (+86) 028 8531 2603

Add 2: Floor 2-3, unit 7, building 3, No. 222, West Section 3, outer ring road, Yanjiang District, Ziyang City, Sichuan Province, China

Tel : (+86) 028 2657 7388

Add 3: Room 812, Building 3, Tiandu Tower, No. 211 Changjiang Road, High-tech Zone, Suzhou City, Jiangsu Province, China

Tel : (+86) 512 6658 0776

Add 4: Room 807, Building A, Science and Technology Information Incubation Park, No. 655, Shi Shi Road, Yinzhou District, Ningbo City, Zhejiang Province, China

Tel : (+86) 0574 2882 8655